



THE REAL-CHAIRS ARE CE-CERTIFIED  
IN ACCORDANCE WITH THE MPA STATUTES  
OF MEDICAL DEVICES LVFs 2003:11.

# ⊕ REAL<sup>®</sup> 6100 PLUS

*the new electric wheelchair for indoor use with narrow chassis*



# Freedom of movement and freedom of choice with REAL 6100 PLUS

Having weak legs you need a versatile chair to enable you to be active whilst seated to improve independence at home, work or in school.

This places stringent demands on function and quality. The chair must be comfortable, provide an ergonomically correct sitting position and enable you to move around in your chosen environment.

## Freedom of movement

The REAL 6100 PLUS is a powered wheelchair for indoor use. It is built to give the user maximum freedom of movement at home, at work or at school.

The wheelchair will enable you to move around easily in confined spaces as the chassis is only 570 mm wide. The electric height adjustment has an impressive 280 mm range and will lift 750 mm off the floor enabling the user to reach heights normally out of a seated person's range.

The mid-wheel drive enables the REAL 6100 PLUS to turn on its own axis and the individual wheel suspension allows it to climb obstacles up to 40 mm.

## Freedom of choice in accordance of the user's needs

The REAL 6100 PLUS has great potential for adjustment to suit the user's needs and wishes. The standard

version of the REAL 6100 PLUS has an ergonomic seating system and foldable armrests making it a very comfortable chair, easy to transfer in and out of.

The leg support has a stable footplate with a length and angle adjustment.

## Wide range of accessories and alternatives

The REAL 6100 PLUS can be equipped with a wide range of alternatives and accessories. You can choose between various types of tilt in space, alternative seats and back rests, etc. For more information please see our accessories brochure.

We are also proud to offer Dynamic Controls' range of electronic accessories for even better individual adaptation. For more information please see <http://www.dynamiccontrols.com/designers-and-manufacturers/products>



# A system where your needs dictate the design

## SEAT PLATE

In a range of sizes and materials.



## SEAT TILT IN SPACE

(+15 to -8°)  
Gas, crank or electric.




## BACK PLATE AND MECHANISM

Select required design.



## SEAT HEIGHT ELECTRIC

High or low.



## CONTROLS

Different types of electronics.




## CHASSIS

570x795 mm.





## UPHOLSTERY

Available in plush, woven fabric, skai.



## ACCESSORIES

Freedom of choice with a huge range.



=





[custom painted hoods]

## ⊕ REAL® 6100 PLUS

### TECHNICAL DATA

Max user weight	135 kg
Top speed	4,5 km/h
Turning space 180°	820 mm
Driving wheel	Both center wheels
Driving time per charge	approx. 15 km
Obstacle ability	40 mm
Weight	76 kg incl. batt.
Charging time	approx. 6-8 hours
Charger tested and approved by Mercado Medic AB	Mentzer 3A
Batteries tested and approved by Mercado Medic AB	Sonnenschein 2st 12V 25 Ah

### PROGRAMMING DEVICE

Programmable functions:

- Forward speed
- Forward acceleration
- Forward deceleration
- Reverse speed
- Reverse acceleration
- Reverse deceleration
- Turning speed
- Turning acceleration
- Turning deceleration
- Joystick sensitivity
- Reversed joystick function
- Use of external joystick

### STANDARD MEASUREMENTS

Total width	570 mm
Length	800 mm
Wheel front/back	Ø 125 mm
Driving wheel	Ø 210 mm
Seat height*	470-750, 400-600 mm
Leg support length	370-530 mm
Seat width	400-480 mm
Seat depth	390-480 mm
Seattilt	-15° +8°, -8° +15°, 0° +23°
Back support height	330-430 mm
Back support angle	-15-+45°

\* Measured without seat angle from floor to underside of seat, with seat in flat position. With seat tilt +1 cm. With seat tilt "adjustable reinforced seat frame" +2 cm.



**Mercado Medic AB**  
Tryffelslingan 14  
181 57 Lidingö

**Telefon & Fax**  
Tel 08 555 143 00  
Fax 08 555 143 99

**Email & Internet**  
Email info@mercado.se  
Internet www.mercado.se