



2013

FREEDOM OF CHOICE

*options and accessories for REAL 9000 PLUS, REAL 6100
and REAL 6100 PLUS, Child & Adult*



Valid from 090401

Last change 130715

Article number 803386

ACCESSORIES

BASE

The base is available in several variants in order to satisfy different needs. Our clinic chair base even comes with a built-in attendant foot brake making it easier to stop without having to reach forward for the brake lever.

The versatile plus-base gives extra space for your feet and extensively simplifies the possibility of movement while seated in the chair.

An h-base gives extra space for your feet and leg supports. The leg supports is preferably to be mounted on h-base and may be complemented with calf and knee supports.

BRAKE LEVER

Brake levers are available in various lengths, and may be placed on either the right or left side. A rheumatic cross can be mounted on the brake lever to simplify braking for people who normally find it difficult to reach the brake lever. Electric brakes are also available.

BASE EXTENDER

A base extender provides the chair with increased stability and prevents it from tipping. This is a useful option if the user suffers from spasticity.

CASTORS

The xl-wheel 100 mm is standard, and is best suited for linoleum and medium-hard floors.

The sl-wheel rolls very easily, and has double bearings and works best on hard floors such as parquet and concrete.

The bsl-wheel is a sl-wheel. It rolls very easily, and has double bearings and works best on hard floors such as parquet and concrete.

125- and 150 mm wheels are well suited for manoeuvring both thresholds and boardwalks.

FOOTRING

The foot ring serves as support for the feet and makes it easier to maintain an upright posture. The support is easy to fold up or down to match individual requirements, for example when feet need space for transporting. The up-foldable foot ring is available as two models and suitable for all real 9000 chairs with plus base.

NO.	NAME	ART.NO	NO.	NAME	ART.NO
1	Base 9000 PLUS 48 (adult)		8	Pushbar PLUS	PB1011
	100 XL	802659			
	100 SL	802660	9	Pushhandle PLUS	PB1010
2	Base 9000 PLUS 43 (child)		10	Brake lever attachment for PLUS-base	
	100 XL* add with brake pedal	802657		Adjustable in width, 7 holes	802800
	100 SL* add with brake pedal	802658		Adjustable in width, 2 holes	802799
	Brake pedal for PLUS-base	802865	11	Base extenders	
3	Base 9000 H carer maneuvered	803793		Back for PLUS-base, Pair	BEX20
4	Electric brake for assembly on PLUS-base			Front for PLUS-base, Pair	BEX10
	Kit for electric chairs, complete	803276	12	Castors	
	Kit for manual chairs, complete	803077		Castor XL 100 mm	801213
5	Four-point brake kit for PLUS-base 43/48	803037		Extra easy rolling castor SL 100 mm	801144
	including base extenders in front			Extra wide easy rolling BXL 100 mm	803162
	*NOTE! Not a complete base			Castor 125 mm	800904
6	Electric kit for electric brake, PLUS-base	802732		Castor 150 mm	800905
7	Large ball grip (50mm) for brake lever	LB1010	13	Footrings 1/8	
	Small ball Rubber Black 40mm	LB1040		Footring 1/8, foldable Right, PLUS-base 48	FR1010
7	Rheumatic cross	RC1010		Footring 1/8, foldable Left, PLUS-base 48	FR2010
7	Brake lever for PLUS-base			Footring 1/8, foldable Right, PLUS-base 43	FR1020
	25 cm	BD1020		Footring 1/8, foldable Left, PLUS-base 43	FR2020
	35 cm	BD1010	14	Footrings 1/4	
	45 cm	BD1030		Footring 1/4, foldable, PLUS-base 48	FR3010
	55 cm	BD1040		Footring 1/4, foldable, PLUS-base 43	FR3020



FOR INDIVIDUAL ADAPTATION

LEG SUPPORT MEDIC

Leg Support Medic with whole or divided footplate is available in four sizes: S, M, L and XL. They are height-, angle- and depth-adjustable. Middle-mounted Mobil leg support is available for adults and children. Leg supports are primarily mounted on H-bases, and may be complemented with calf and knee supports.

CALF SUPPORT

The calf support functions as an extra support for the calves when the leg supports aren't enough to stabilize the legs. The calf support is available in different models depending on the leg support it is easily mounted on.

KNEE SUPPORTS

Rectification of legs and feet can be done with adjustable knee supports. Knee supports can be regulated into the length of the user's legs and they prevent the user from gliding forward in the chair.

The knee supports are mounted onto Medic leg supports and can be pulled out and adjusted in height and depth.

ADAPTERS

Adapters are available for wheelchair leg supports: Cross, Adapt, Spinner and Orthopedia, all mounted on the armrests width adjustment arch.



THE ACCESSORY IS ALSO APPLICABLE FOR REAL 6100



THE ACCESSORY IS ONLY FOR REAL 6100

NO.	NAME	ART.NO	NO.	NAME	ART.NO
1	Leg support "Comfort" EL		8	Leg support Medic	
	Right	802437		S (18-24 cm)	LS101110
	Left	802436		M (23-32 cm)	LS101210
	Attachment for leg support "Comfort" EL	802979		L (28-41 cm)	LS101310
				XL (38-51 cm)	LS101410
2	Leg support mobile 6100		9	Leg support Mini Medic	
	S (30-38 cm)	LS202110		S (18-24 cm)	LS111110
	L (37-53 cm)	LS202210		M (23-32 cm)	LS111210
2	Leg support mobile Mini 6100			L (28-41 cm)	LS111310
	S (30-38 cm)	LS212110		XL (38-51 cm)	LS111410
	L (37-53 cm)	LS212210	10	Leg support Mini Medic divided	
3	Leg support 6100 complete adult angle			S (18-24 cm)	LS161110
	electric controlled with rim	600349		M (23-32 cm)	LS161210
4	Leg support 6100 complete child angle	600311		L (28-41 cm)	LS161310
	electric controlled with rim			XL (38-51 cm)	LS161410
5	Rim for leg support mobile 6100	803211	11	Center mounted leg support	
6	Kneesupport			Compl. 30-38 cm Footplate depth 100 mm	LS222110
	Right 16x8, black skai	KS111038		Compl. 37-53 cm Footplate depth 100 mm	LS222210
	Left 16x8, black skai	KS121038	12	Calf support mechanism, complete	
7	Kneesupport mini			Pair, Medic legrest, Width 37, cushion 15x13	CS101038
	Right 12x8, black skai	KS212038		Pair, Medic legrest, Width 37, cushion 10x10	CS201138
	Left 12x8, black skai	KS222038	13	Adapter for leg support Cross	
8	Leg support Medic divided, Pair			Right	AD4011
	S (18-24 cm)	LS151110		Left	AD4012
	M (23-32 cm)	LS151210		Pair	AD4010
	L (28-41 cm)	LS151310	14	Adapter for leg support Comfort	
	XL (38-51 cm)	LS151410		Right	AD2011
				Left	AD2012
				Pair	AD2010



SEATS AND SEAT ANGLES

SEAT TILT

Mercado's gas springs and electric-controlled angles can be placed in more locations than just under the seat or armrest. When the seat is tilted, the backrest follows the seat angle and supports the back even when tilted. Contact us for additional alternatives that suits your or your user's needs.

Crank seat control, operated by carers, with an adjustable crank adjustment that can be locked into position. This can be used when gas-spring controlled seat angling is not practical. Crank adjustment is suitable for ortho-pedic clinics where patients should sit at a specific angle, or in school environments for children who need to sit in an active position.

Gas-spring controlled seat angle under the seat - the users can easily adjust the seat angle position for themselves for active and passive sitting. When the gas-spring control is placed under the armrest it also facilitates standing up from a seated position when the seat is in the forward angled position.

Electric controlled seat angle under armrest is easily accessible for users, and is simple to set in a fixed position. This is a good alternative for users who are unable to adjust their centre of gravity.

SEATS

The biggest requirement of the seat is to be stable and comfortable. For optimal sitting comfort, the ergomedic® seats have the right form and softness to ensure optimal stability and comfort, higher at the thigh than the buttocks. Its form distributes pressure evenly and effectively, and prevents the user from sliding forward when the seat is angled.


ergomedic® plus seats have the right form and softness to ensure optimal stability and comfort, higher under the thigh than the buttocks. The higher rounded shape on either side of the thighs means that both the pelvis and the legs are stabilised.

The coxit seat is divided with individually adjustable flaps. It is used primarily for the alleviation and rehabilitation of orthopaedic injuries to hips or thighs.

ergomedic slowrecovery seats are manufactured with two materials in the cushioning, the upper layer comprises of a memory foam that moulds itself and provides good pressure distribution and increased sitting comfort. The lower layer raises the seat bone nodules from the wood plate.

● THE ACCESSORY IS ALSO APPLICABLE FOR REAL 6100

NO.	NAME	ART.NO.	NO.	NAME	ART.NO.
1	Gas spring controlled seat tilt		6	Adjustable strenghtened seat frame 9000, +15°/-23°	
	Controls under armrest	SAR31		(adjustable in three positions)	
	Controls under seat	SAR30		Adult, width 40-54 cm	803070
				Child, width 33-39 cm	803071
2	Crank controlled seat tilt under seat		6	Adjustable strenghtened seat frame 6100, +15°/-23°	
	Complete kit for crank controlled seat tilt	SAR20		(adjustable in three positions)	
3	Prepared for seat tilt	SAR10		Adult, width 40-54 cm	803072
4	Electric seat tilt			Child, width 33-39 cm	803073
	With maneuverbox		7	Seat frame mech. 9000/EL -15°/+15°	803527
	With remote			Width 29-39 cm, max user weight 75kg	
	With joystick		8	Wooden seat	ST10xx90
	With control box		9	Seat with anit-slide fabric	ST10xx61
5	Electric kit for seat tilt, complete	803275	10	Seat ErgoMedic with hygiene fabric	STxxxx60



Contact Mercado or view the brochure 'Seatsystems' for more information.



BACKS AND BACKREST MECHANISMS

BACKREST MECHANISM

medic backrest mechanism provide the option of increasing the seating depth in a more effective manner than with a standard backrest mechanism, this is necessary if the user is severely kyphotic. In order to keep the user's head up, the back rest is adjusted to a backwards leaning position, and the back plate angled to provide the best possible support so that the user's upper body is prevented from falling forward.

The advantage of the Medic backrest mechanism is that the angle adjustment is located on the lower edge of the back plate meaning that angle-adjustment of the back plate does not limit seat depth, and also provides back support. It automatically centers the user from the side because the back support is distributed along the width of the back along the bottom edge.

The comfort backrest mechanism can be adjusted in height, depth and angle by using the gas-spring control. The backrest becomes yielding soft, and the user can change seat depth themselves whilst sitting in the chair.

low backrest is an ergonomically correct back plate that provides good support for the lower back, and supports the curve in the small of the back. The low backrest allows for extended freedom of movement in the upper body.

high backrest provides even more support and stability, especially upwards, but is not so high that upper body and shoulder movement is restricted. The high backrests are also available with extended lower back support.

extra high backrest provides good lower back support and back plate support higher up in the central back area (between the shoulder blades). The backrest tapers off at the top so that shoulder blades are not impeded in work situations.

BACKS

The ergomedic backs shape and angle of the high back has been improved to create more space for the pelvis and its softer parts. The lower edge of the back panel now has a gentle 'U' shape and is softer.


The ergomedic® plus back is available in several variants. The higher backrest provides more shape around the pelvis and thoracic spine. At the top in the centre, between the shoulder blades, a soft extra support has been integrated. This to enable the user to sit upright and stable against the backrest, whilst at the same time leaving enough room for free movement of the shoulders. The high backrest is also available with extra side wedges.

The low backrest has a similar shape to the high one, but is designed for supporting the pelvis and lumbar spine.



THE ACCESSORY IS ALSO APPLICABLE FOR REAL 6100

NO.	NAME	ART.NO.
1	Standard backrest mechanism, Low back	BRM1000
2	Standard backrest mechanism, High back	BRM4000
3	Medic backrest mechanism, Low back 112	
	S 200 mm	BRM1800
	L 240 mm	BRM1900
	XL 340 mm	BRM2000
	Medic backrest mechanism, Low back 155	
	S 200 mm	BRM1500
	L 240 mm	BRM1600
	XL 340 mm	BRM1700
4	Medic backrest mechanism, High back 112	
	S 200 mm	BRM4800
	L 240 mm	BRM4900
	XL 340 mm	BRM5000
	Medic backrest mechanism, High back 155	
	S 200 mm	BRM4500
	L 240 mm	BRM4600
	XL 340 mm	BRM4700
5	Comfort backrest mechanism, Low back	
	Shallow (for kids and coxitseat)	801743
	Deep	801745
6	Comfort backrest mechanism, High back	
	Shallow (for kids and coxitseat)	801742
	Deep	801744
7	Elreglerad backrest mechanism with Low back	
	Electric kit + Relay kit for backrest angle	803277
	Back pole Std. Cla/ErgoM Low back	801265
8	Elreglerad backrest mechanism with High back	
	Electric kit + Relay kit for backrest angle	803277
	Back pole Std. Cla/ErgoM High back	800841
9	Electric kit for backrest angle	802731
10	Double Medic backrest mechanism	
	Attachment for Medic backrest mechanism	802859
	Backrest mechanism, L 155mm (x2)	801082
	Backrest mechanism, L 112mm (x2)	801083
	Backrest mechanism, XL 155mm (x2)	801084
	Backrest mechanism, XL 112mm (x2)	801085
	Back pole Medic double	802860
	Backrest mechanism double Medic complete	
	L 155 mm, H 240 High back	BRM5600
	L 155 mm, H 340 High back	BRM5700



View the brochure 'Strength and Function' for more information about the electric controlled backrest angle.



Contact Mercado or view the brochure 'Seatsystems' for more information.

ARMRESTS & ARMRESTS MECHANISMS

ARMREST

The armrest is an extremely important part of the ergonomic system, so we have also developed these to be more ergonomic and comfortable. The edges have been beveled, both on the inside and the outside to minimize the pressure against the underarms during prolonged contact. The armrest panels are hollowed out at the back in order to stabilize the elbows. At the front they have been designed to provide a good grip when standing up and transferring pressure.

The comfort armrest is a slightly wider arm support with softer stuffing, which allows the user to easily rest their arm on the armrest.

The hemiplegic armrest is suitable for partially paralysed, or users with restricted control. The armrest panel has been hollowed out, which makes it easier to keep the paralysed arm on the rest. The armrest panel also rotates, which allows for the best possible position.

The ergonomic® plus armrests are shaped so the arms are supported from the sides, which means that the upper body

is more relaxed. They are also raised beneath the wrists to provide extra relief.

ARMREST MECHANISM

Armrest mechanism 9000 plus is adjustable in height. They can be lowered totally, so that movement sideways is possible for the user.

Armrest hemiplegic 9000 plus is suitable for users with one-side paralysis. The mechanism makes the armrest pivotal sideways for best possible positioning and it is possible to lock the Hemiplegic mechanism in a certain position.


Armrest mechanism 6100 exist as both angle settable and non-angle settable. The user may adjust the armrest in height and width him/herself. The shedable armrests can be tilted backwards, which makes movement sideways possible in an easy way.

Armrest mechanism 6100 hemiplegic originate when the armrest mechanism 6100 is completed with the hemiplegic mechanism for shedable armrests. In this case the operation results in an angular adjustment to the side.



THE ACCESSORY IS ALSO APPLICABLE FOR REAL 6100

NO.	NAME	ART.NO.	NO.	NAME	ART.NO.
		For foldable armrest			
1	Armrest ErgoMedic	For regular armrest	6	Armrest Hemiplegic	AR406038
	25 cm	AR151038			
	30 cm	AR152038	7	Armrest	
	35 cm	AR153038		Armrest 9000 PLUS Right, 32 cm	802700
	40 cm	AR104038		Armrest 9000 PLUS Right, 38 cm	802701
				Armrest 9000 PLUS Left, 32 cm	802702
				Armrest 9000 PLUS Left, 38 cm	802703
		For foldable armrest			
2	Armrest Mobile	For regular armrest	8	U-bar for width adjustment PLUS Hö	802698
	25 cm	AR301038			
	30 cm	AR302038	9	U-bar for width adjustment PLUS Vä	802699
	35 cm	AR303038			
	40 cm	AR304038			
		For regular armrest	10	Armrest 6100 for chair without seat tilt	
3	Armrest Comfort	armstöd		Left	ARM3012
	30 cm	AR502038		Right	ARM3011
	35 cm	AR503038	11	Armrest mechanism 6100 for chair with seat tilt	
	40 cm	AR504038		Left	ARM3112
				Right	ARM3111
4	Armrest ErgoMedic PLUS		12	Hemiplegic mechanism for foldable armrests	
	42 cm Hö	AR205138		Pair	802991
	42 cm Vä	AR205238		Right	802989
	30 cm Hö	AR202138		Left	802990
	30 cm Vä	AR202238			
		För regular armrest	13	Armrest hemiplegic 9000 PLUS 32 cm	
5	Armrest Mini	armrest		Right	802992
	25 cm	AR111038		Left	802993
	30 cm	AR112038			



For info on the armrest for the wire controls, contact Mercado or visit www.mercado.se



MANY ACCESSORIES PROVIDE INCREASED FLEXIBILITY

TRUNK SUPPORT

Trunk support is used in order to achieve a more upright and active sitting position. Mercado has three types of trunk support: Height and depth adjustable trunk support, straight trunk support and curved trunk support.

TABLE

A smoke coloured transparent lamina with side edges. The table is tip-up and compatible with the real 9000 programme. The measurements are 60x45 cm and mounts on the right armrest.

TRAY

A tray for unloading. It is made out of wood and has the measurements 45x30 cm. The tray turns sideways and can be mounted on optional side of the chairs armrests. This product is also compatible with the real 9000 programme.

HIP BELT

A hip belt eliminates the risk of the user falling forward from the chair. It is available in sizes S 51-71 cm, M 68-83 cm and L 83-103 cm.

AMPUTATION SUPPORT

The Amputation support helps keeping the leg in the right position and is designed to be comfortable for the amputated leg to rest in. The amputation support is available for both legs and it is mounted with a fastener under the seat.

LEG DIVIDER

A leg divider is used when wanting to prevent the knees from being in contact with each other. The leg divider provides with increased stability and sitting posture. A leg divider is available in two sizes, 11 cm and 15 cm. The mechanism for the leg divider is available in 3 lengths, Child - 57 mm, Adult - 115 & 175 mm.

COVER



The covers protect the upholstery from dirt and dust, as well as extending the chairs lifetime. Covers are available in different colours for a variety of combinations. Incontinency covers are a quick and easy solution to protect seats against moisture.



THE ACCESSORY IS ALSO APPLICABLE FOR REAL 6100

NO.	NAME	ART.NO.	NO.	NAME	ART.NO.
1	Height and depth adjustable trunk support		7	Leg divider attachment	
	Trunk support mechanism adjustable Right	TS31		57 mm complete	LD15
	Trunk support mechanism adjustable Left	TS32		115 mm complete	LD16
	Cushion (height and depth adjustable)	TS2038		175 mm complete	LD17
2	Straight trunk support		8	Hipbelt with attachment and screws	
	Trunk support mechanism straight Right	TS11		S (51-71 cm)	HB1010
	Trunk support mechanism straight Left	TS12		M (68-83 cm)	HB1020
	Cushion (grey plush)	TS1046		L (83-103 cm)	HB1030
3	Curved trunk support			Hipbelt without attachment	
	Curved trunk support mechanism Right	TS21		S (51-71 cm)	800952
	Curved trunk support mechanism Left	TS22		M (68-83 cm)	800953
	Cushion (grey plush)	TS1046		L (83-103 cm)	800954
4	Table, smoke color 60x45 cm*	TA1010		Attachment for hipbelt, Pair	800878
5	Tray 45x30 cm with attachment	TA1020	9	Amputation support	
6	Leg divider cushion (black skai)			Amputation support mechanism	800827
	11 cm	LD1038		Attachment	800786
	15 cm	LD2038		Amputation support cushion (grey plush)	AS1046
			10	Covers are available for all upholstery details	

*To be combined with non-foldable armrest mechanism PLUS on REAL 6100



Visit www.mercado.se or contact Mercado for more information regarding covers.

UPHOLSTERY & ELECTRIC CONTROLS

NECK SUPPORT

Neck support provides support to the head in order to obtain the best seating position, as well as to provide relief for the neck and back when trunk control is poor. It can easily be adjusted to obtain the optimal setting. Available in flat, curved and ergomedic plus cushions.

SIDE SUPPORTS

Side supports helps the user maintain stability and position. When used for thigh support, feet are better supported on the footplates or floor, and it prevents legs from sliding apart. It can be adjusted for height and width, or turned backwards. Available in four sizes: XS, S, M and L.

CONTROLS FOR SEAT HEIGHT

Controls for raising and lowering the seat height can be placed under the armrest, on the backrest with an attachable box or be controlled by a joystick. A remote control is also available for use in clinics.

ELECTRIC BRAKE

Electric brakes facilitate braking for users that have problems using manual brake levers. For the electric brake there is a red button located on the outside of the electric lifting control under the armrest. A single push of a button can take care of the entire braking procedure.





UPHOLSTERY

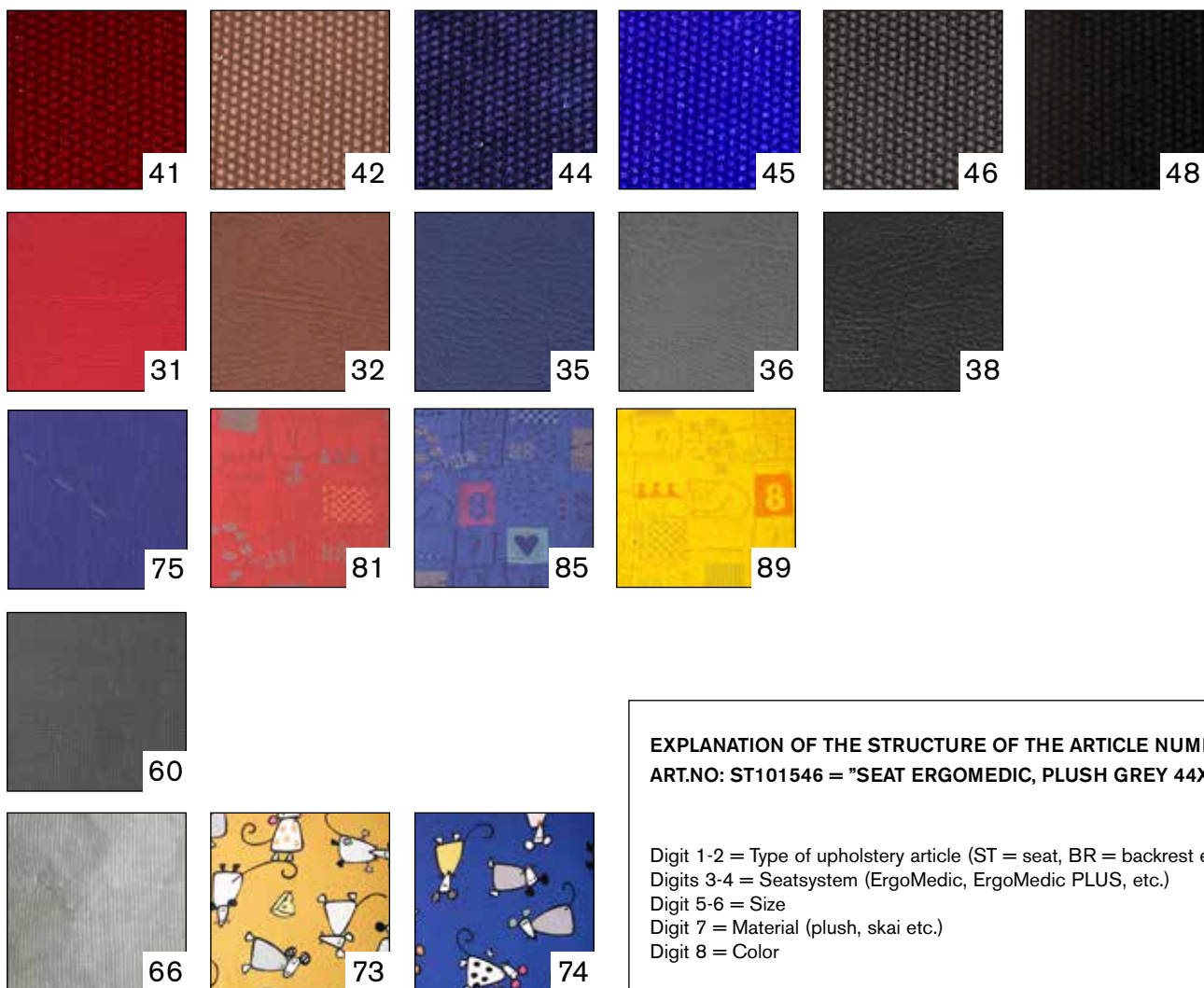
The chair is delivered in plush, skai or patterned fabric in a number of colours, all of which are machine washable.



THE ACCESSORY IS ALSO APPLICABLE FOR REAL 6100

NO.	NAME	ART.NO.	NO.	NAME	ART.NO.
1	Neck support cushion flat, 29x16 cm	NS1046	9	Charge box	
				1-function	802212
2	Neck support cushion curved, 31x18 cm	NS3046		4-function	802213
3	Neck support cushion EM PLUS 30x23	NS2046	10	Joystick with brake button for EL-chairs	
4	Neck support cushion EM PLUS 30x8	NS4046		2-function	802742
				3-function	802743
5	Neck support mechanism universal		11	Remote controls	
	S (h 28 cm)	NS30		Multi (2-4 functions)	801808
	M (h 38 cm)	NS20		Up/down (1 function)	801806
	L (h 48 cm)	NS10			
			12	Free standing electric control (1 function)	802739
6	Neck support mechanism PLUS laterally adjustable		13	Free standing electric control (2-4 function)	802740
	S (h 28 cm)	NS31			
	M (h 38 cm)	NS21	14	Footpedal for electric seat height	802688
	L (h 48 cm)	NS11			
7	Side support attachment PLUS		15	Battery charger for electric chair	802289
	Right	SS11			
	Left	SS12	16	Controlbox "flat" PLUS for up/down	803893
	Pair	802874			
8	Side support cushion		17	Controlbox PLUS for up/down, with cabling	803034
	XS (15x8 cm)	SS10XX			
	S (28x8 cm)	SS20XX			
	M (25x14 cm)	SS30XX			
	L (30x16 cm)	SS40XX			





EXPLANATION OF THE STRUCTURE OF THE ARTICLE NUMBER
ART.NO: ST101546 = "SEAT ERGOMEDIC, PLUSH GREY 44X48 CM"

Digit 1-2 = Type of upholstery article (ST = seat, BR = backrest etc.)
 Digits 3-4 = Seatsystem (ErgoMedic, ErgoMedic PLUS, etc.)
 Digit 5-6 = Size
 Digit 7 = Material (plush, skai etc.)
 Digit 8 = Color

UPHOLSTERY

Plush

41 Bordeaux 42 Brown 44 Marine blue 45 Royal blue 46 Grey 48 Black

Skai

31 Red 32 Brown 35 Blue 36 Grey 38 Black

Patterned fabric, Adult

75 Blue

Patterned fabric, Child

81 Red 85 Blue 89 Yellow

Alternative covering

60 Hygiene fabric 95 Without clothing

Covering

66 Incontinence cover, grey plastic plush 73 Child/Yellow cotton 74 Child/Blue cotton

Coverings are available for all of Mercado Medic's upholstered parts,
 visit www.mercado.se or contact us for more information.



Mercado Medic AB
 Tryffelslingan 14
 181 57 Lidingö
 Sweden

Phone & Fax
 Ph + 46 8 555 143 00
 Fax + 46 8 555 143 99

Email & Internet
 Email info@mercado.se
 Internet www.mercado.se